

LED LIGHTING

CATALOGUE

VER. 01



DOWNLIGHTS

FLOAT series is a recessed mount lighting fixture with pendant effect under the ceiling.

Litesyn
Your Luminaire craftsman

FLOAT/SPOT LIGHT/FIXED/MINI/ROUND

Model: RR-DL3298



↻ Cutout: 38mm

≡ 5-25mm

Feature:

- Compact recessed downlight
- Pendant effect
- Anti-glare

Technical data:

- Light source COB or others
- LED Power (max) 5.4W (150mA, 36V)
- System Power (ref.) 7W (ref. only depends on the ECG)
- Lumen flux (typ.) 250lm
- Colour temperature 2700K, 3000K, 4000K
- Colour rendering index $Ra \geq 90$
- MacAdam Step 3
- Beam Angle 15D, 24D, 36D PMMA Lens
- Tiltable No
- Ingress protection IP21
- Operation temperature 0-40C
- Protection Class III
- LED Life time 50,000h L70B10
- Finishing White/Black/Rose gold
- Construction Aluminum
- Installation Ceiling Recessed, spring type
- Dimension 45mm(OD)x75mm(H)/Cutout 38mm
- LED Driver Remote
- Trimless version No

Electronic control gear

NON-DIM/Dimmable

IDP MP series

1-10V/0-10V/DALI

IDP SC series

Other brand is available upon request

*Use IDP multi-power LED Driver can trim down the output power according to actual application.

Light Distribution For 3000K

spot 15°			wide 36°		
h(m)	E(lx)	ø(m)	h(m)	E(lx)	ø(m)
1	1972	ø0.27	1	835.0	ø0.63
2	492.9	ø0.54	2	208.7	ø1.27
3	219.1	ø0.82	3	92.77	ø1.91
4	123.2	ø1.09	4	52.19	ø2.55
5	78.87	ø1.36	5	33.40	ø3.19

****The specification is subject to change without notes.****

FLOAT/SPOT DOWNLIGHT/FIXED/MEDIUM/ROUND

Model: RR-DL3028



Feature:

- Compact recessed downlight
- Pendant effect
- Anti-glare

Technical data:

- Light source COB or others
- LED Power (max) 9W (150mA, 36V)
- System Power (ref.) 11W (ref. only depends on the ECG)
- Lumen flux (typ.) 750lm
- Colour temperature 2700K, 3000K, 4000K
- Colour rendering index Ra \geq 90
- MacAdam Step 3
- Beam Angle 15D, 24D, 36D PMMA Lens
- Tiltable No
- Ingress protection IP54
- Operation temperature 0-40C
- Protection Class III
- LED Life time 50,000h L70B10
- Finishing White/Black/
- Construction Aluminum
- Installation Ceiling Recessed, spring type
- Dimension 70mm(OD)x58mm(H)/Cutout 64mm
- LED Driver Remote
- Trimless version No

Electronic control gear

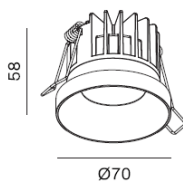
NON-DIM/Dimmable **IDP** MP series

1-10V/0-10V/DALI **IDP** SC series

Other brand is available upon request

Light Distribution For 2700K
wide 35.7°

h(m)	E(lx)	ø(m)
1	1286	ø0.64
2	321.4	ø1.28
3	142.8	ø1.93
4	80.35	ø2.57
5	51.43	ø3.22



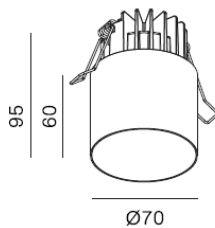
⊕ Cutout: 64mm

⊕ 5-25mm

****The specification is subject to change without notes.****

FLOAT/SPOT LIGHT/FIXED/MEDIUM/TUBE

Model: RR-DL3026



↻ Cutout: 64mm
 ≡ 5-25mm

Feature:

- Compact recessed downlight
- Pendant effect
- Anti-glare

Technical data:

- Light source COB or others
- LED Power (max) 9W (250mA, 36V)
- System Power (ref.) 11W (ref. only depends on the ECG)
- Lumen flux (typ.) 600lm
- Colour temperature 2700K, 3000K, 4000K
- Colour rendering index Ra \geq 90
- MacAdam Step 3
- Beam Angle 15D, 24D, 36D PMMA Lens
- Tiltable No
- Ingress protection IP54
- Operation temperature 0-40C
- Protection Class III
- LED Life time 50,000h L70B10
- Finishing White/Black
- Construction Aluminum
- Installation Ceiling Recessed, spring type
- Dimension 70mm(OD)x95mm(H)/Cutout 64mm
- LED Driver Remote
- Trimless No

Electronic control gear

NON-DIM/Dimmable

IDP MP series

1-10V/0-10V/DALI

IDP SC series

Other brand is available upon request

*Use IDP multi-power LED Driver can trim down the output power according to actual application.

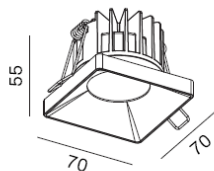
Light Distribution For 2700K spot 15°

h(m)	E(lx)	ø(m)
1	2118	ø0.40
2	529.6	ø0.80
3	235.4	ø1.20
4	132.4	ø1.60
5	84.74	ø2.00

****The specification is subject to change without note.****

FLOAT/SPOT LIGHT/FIXED/SQUARE

Model: RR-DL3027



➔ Cutout: 64mm

▨ 5-25mm

Feature:

- Compact recessed downlight
- Pendant effect
- Anti-glare

Technical data:

- Light source COB or others
- LED Power (max) 9W (250mA, 36V)
- System Power (ref.) 11W (ref. only depends on the ECG)
- Lumen flux (typ.) 600lm
- Colour temperature 2700K, 3000K, 4000K
- Colour rendering index Ra \geq 90
- MacAdam Step 3
- Beam Angle 15D, 24D, 36D PMMA Lens
- Tilttable No
- Ingress protection IP54
- Operation temperature 0-40C
- Protection Class III
- LED Life time 50,000h L70B10
- Finishing White/Black
- Construction Aluminum
- Installation Ceiling Recessed, spring type
- Dimension 70x70mmx50mm(H)/Cutout 64mm
- LED Driver Remote
- Trimless No

Electronic control gear

NON-DIM/Dimmable

IDP MP series

1-10V/0-10V/DALI

IDP SC series

Other brand is available upon request

*Use IDP multi-power LED Driver can trim down the output power according to actual application.

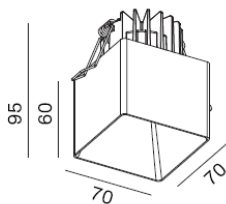
Light Distribution For 2700K wide 35,6°

h(m)	E(lx)	ø(m)
1	1282	ø0.64
2	320.5	ø1.28
3	142.5	ø1.93
4	80.14	ø2.57
5	51.29	ø3.22

****The specification is subject to change without note.****

FLOAT/SPOT LIGHT/FIXED/CUBE

Model: RR-DL3025



↻ Cutout: 64mm

≡ 5-25mm

Feature:

- Compact recessed downlight
- Pendant effect
- Anti-glare

Technical data:

- Light source COB or others
- LED Power (max) 9W (250mA, 36V)
- System Power (ref.) 11W (ref. only depends on the ECG)
- Lumen flux (typ.) 600lm
- Colour temperature 2700K, 3000K, 4000K
- Colour rendering index $Ra \geq 90$
- MacAdam Step 3
- Beam Angle 15D, 24D, 36D PMMA Lens
- Tilttable No
- Ingress protection IP54
- Operation temperature 0-40C
- Protection Class III
- LED Life time 50,000h L70B10
- Finishing White/Black
- Construction Aluminum
- Installation Ceiling Recessed, spring type
- Dimension 70x70mmx95mm(H)/Cutout 64mm
- LED Driver Remote
- Trimless version No

Electronic control gear

NON-DIM/Dimmable

IDP MP series

1-10V/0-10V/DALI

IDP SC series

Other brand is available upon request

*Use IDP multi-power LED Driver can trim down the output power according to actual application.

Light Distribution For 2700k
medium 24.8°

h(m)	E(lx)	ø(m)
1	2022	ø0.44
2	505,6	ø0.88
3	224,7	ø1.32
4	126,4	ø1,76
5	80.90	ø2.20

****The specification is subject to change without note.****

FLOAT/SPOT LIGHT/FIXED/ROUND

Model: RR-DL3145



Feature:

- Compact recessed downlight
- Pendant effect
- Anti-glare

Technical data:

- Light source COB or others
- LED Power (max) 12.6W (350mA, 36V)
- System Power (ref.) 15W (ref. only depends on the ECG)
- Lumen flux (typ.) 1200lm
- Colour temperature 2700K, 3000K, 4000K
- Colour rendering index Ra \geq 90
- MacAdam Step 3
- Beam Angle 15D, 24D, 60D PMMA Lens
- Tilttable No
- Ingress protection IP54
- Operation temperature 0-40C
- Protection Class III
- LED Life time 50,000h L70B10
- Finishing White/Black/
- Construction Aluminum
- Installation Ceiling Recessed, spring type
- Dimension 100mm(OD) x 68mm(H)/Cutout 90mm
- LED Driver Remote
- Trimless version No

Electronic control gear

NON-DIM/Dimmable

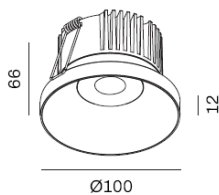
IDP MP series

1-10V/0-10V/DALI

IDP SC series

Other brand is available upon request

*Use IDP multi-power LED Driver can trim down the output power according to actual application.



↻ Cutout: 90mm

≡ 5-25mm

Light Distribution For 2700K

spot 15°

h(m)	E(lx)	ø(m)
1	1353	ø1.07
2	338.2	ø2.13
3	150.3	ø3.20
4	84.55	ø4.27
5	54.11	ø5.34

****The specification is subject to change without note.****